



City of Rochester Hills
Building Department
1000 Rochester Hills Dr.
Rochester Hills, MI 48309
(248) 656-4615 Phone
(248) 656-4623 Facsimile

PRE-WATER & PRE-SEWER INSPECTION

General Information For Residential Property Owners

The following information is provided to help you through the inspection process prior to hooking onto City of Rochester Hills water and sewer system. In addition to fees charged by the Department of Public Service, inspections are required from the Building Department. The charges for these inspections are \$55.00 for a pre-water inspection and \$55.00 for a pre-sewer inspection (\$55.00 for both if done together).

Pre-sewer inspections:

A pre-sewer inspection of the plumbing must be approved by the Building Department prior to connecting to the City sewer system. In general, the inspector will be checking to make sure that only appropriate drains are going into the sanitary sewer (no sump discharge, no contaminants). In addition, the inspector will be checking to make sure only rain/ground water goes into the sump; no sanitary waste into the storm system.

Before the Building Department Plumbing Inspector arrives at your home, check for and correct, if necessary, the following conditions:

1. If you have a sump, it cannot discharge into the sewer line.
2. Waste materials are not allowed to discharge into the sump. For example, the laundry tray cannot discharge into the sump.
3. All plumbing fixtures must be properly trapped and vented.

Pre-water inspections:

A pre-water inspection of the plumbing must be approved by the Building Department prior to connecting to the City water system. In general the inspector will be looking at all of the fixtures inside and outside of the home to check for potential backflow.

Before the Building Department Plumbing Inspector arrives at your home, check for and correct, if necessary, the following conditions:


1. Check outside faucets. Install hose bib vacuum breakers if none exist.
2. If you have a laundry faucet with a threaded spout, install a vacuum breaker at the spout.
3. Handheld showers with hoses long enough to allow the point of discharge to extend below the spill rim or the tub will require a check valve.
4. All water closets (toilets) must have an anti-siphon ball cock.

(See examples on the back of this page.)

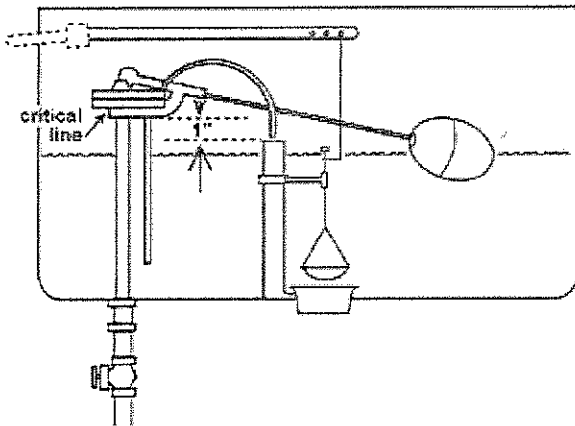
NOTE: *Approvals on pre-water and pre-sewer inspections expire 6 months after approval date.*



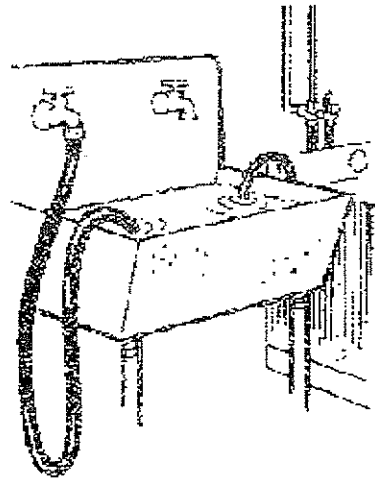
Vacuum Breaker



Vacuum Breakers are required on Outside Faucets



Toilet anti-siphon ball cock



Vacuum breakers are required on threaded laundry faucets